



1. Which of the following activities should be offered at Menlo Park's pools? (Check as many as you like)

	Response Percent	Response Count
Open swimming and family swimming	87.6%	451
Swim lessons	86.2%	444
Lap swimming	86.6%	446
Masters swimming	70.5%	363
Water Polo	44.1%	227
Water exercise	58.8%	303
Inclusive swimming activities	40.6%	209
Competitive swim team	66.6%	343
Other (please specify)	10.1%	52
<i>answered question</i>		515
<i>skipped question</i>		3







2. Should the City require the pool operator to charge fees "comparable to rates and fees charged by other public facilities in surrounding communities?"

	Response Percent	Response Count
Yes	75.1%	353
No	24.9%	117
<i>answered question</i>		470
<i>skipped question</i>		48

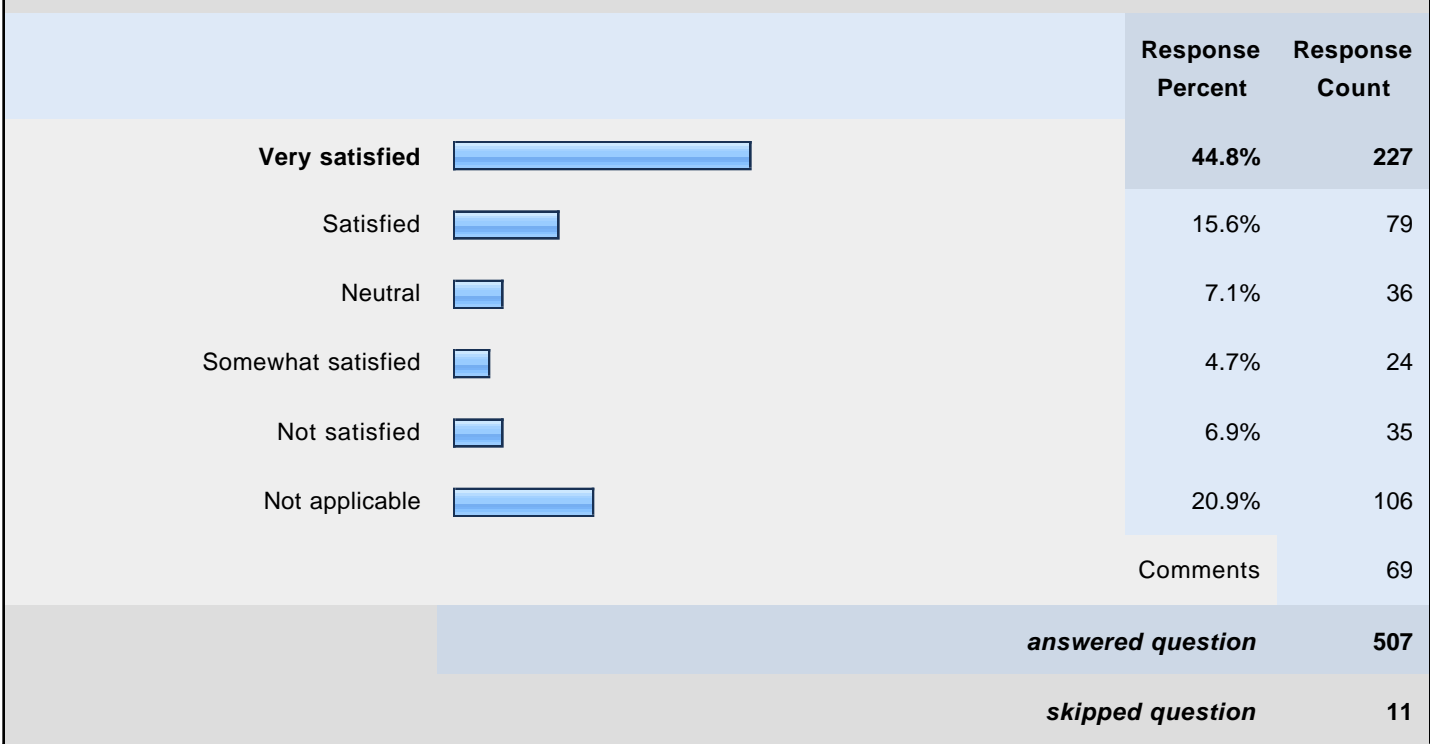
3. Should the City charge the pool operator a reasonable rent for the pool facility?

	Response Percent	Response Count
Yes 	78.0%	359
No 	22.0%	101
answered question		460
skipped question		58

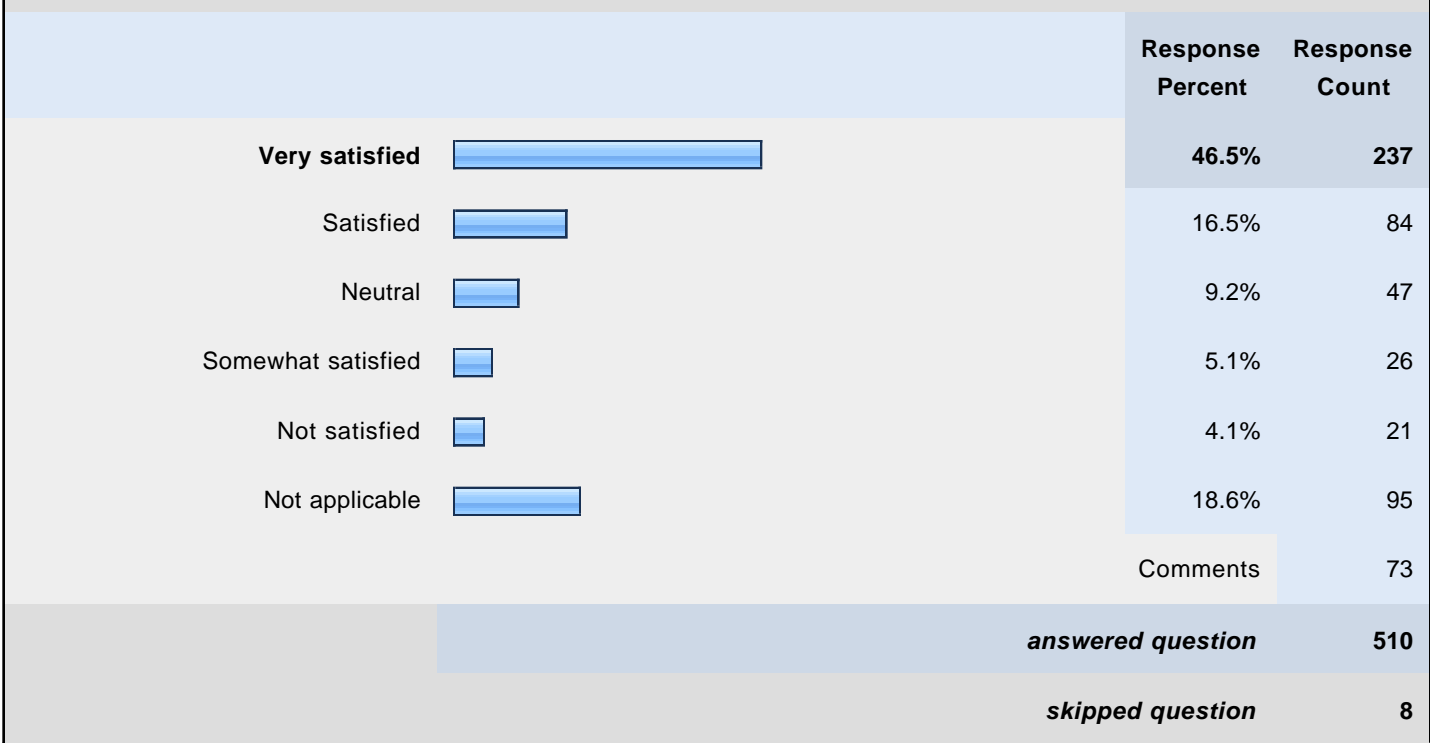
4. How satisfied are you with the current schedule for open/recreation swimming?

	Response Percent	Response Count
Very satisfied 	51.4%	261
Satisfied 	18.3%	93
Neutral 	8.3%	42
Somewhat satisfied 	5.1%	26
Not satisfied 	8.9%	45
Not applicable 	8.1%	41
Comments (please specify)		108
answered question		508
skipped question		10

5. How satisfied are you with the current availability of swim lessons?







6. How satisfied are you with the current availability of lap swimming?











7. Is there anything else you'd like us to consider when choosing an operator for the pool?

	Response Count
	341
<i>answered question</i>	341
<i>skipped question</i>	177


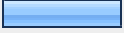


8. How often do you use the pool?

	Response Percent	Response Count
At least once a day 	14.8%	72
At least once a week 	66.0%	320
At least once a month 	14.6%	71
At least once a year 	5.6%	27
<i>answered question</i>		485
<i>skipped question</i>		33



9. Which activities do you or your family most often participate in?

		Response Percent	Response Count
Recreational / open swimming		49.9%	245
Swim lessons		43.0%	211
Lap swimming		45.4%	223
Masters swimming		34.0%	167
Swim team		17.7%	87
Community rentals		1.8%	9
Water exercise		3.9%	19
Other (please specify)		10.4%	51
answered question			491
skipped question			27






10. How satisfied are you with the quality of current aquatics programs?

		Response Percent	Response Count
Extremely satisfied		65.6%	317
Satisfied		17.6%	85
Somewhat satisfied		10.8%	52
Not at all satisfied		6.0%	29
answered question			483
skipped question			35







11. Are you a Menlo Park resident?

		Response Percent	Response Count
Yes		70.5%	344
No		29.5%	144
<i>answered question</i>			488
<i>skipped question</i>			30

12. How many people from your household use the pool?

		Response Percent	Response Count
just me		25.5%	126
two		27.9%	138
three		20.0%	99
four		19.0%	94
more than four		7.7%	38
<i>answered question</i>			495
<i>skipped question</i>			23

13. What is your age?

		Response Percent	Response Count
Under 25		4.0%	20
25 - 35		9.8%	49
35 - 45		45.6%	227
45 - 55		24.1%	120
55 - 65		11.6%	58
over 65		4.8%	24
answered question			498
skipped question			20